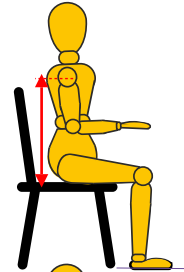


**PLEASE NOTE: It is virtually impossible for someone to measure themselves accurately so please ask someone to help you with this exercise. Please use a 4 leg chair with no arms and make sure you sit upright and square to help ensure accurate measuring.**

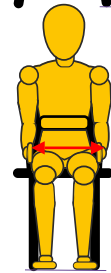
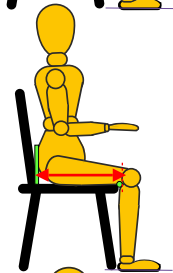
(A) Back Height

- Measure from seat surface vertically to the outside edge of client's shoulder about where the seam of a sleeve would normally be (*as shown*)
- Select the most appropriate Back Height from section [A] and enter the relevant code into Box 1 to start your unique order reference



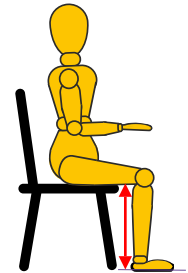
(B) Seat Size

- Place a rigid marker (e.g. a hard-back book) behind the client, protruding out to one side
- Place another marker (e.g. a ruler) behind the client's knee ensuring it is square on
- Measure the distance between the two markers (*as shown*) and note this dimension (Seat Depth)
- Place hands to the outside side of both thighs with thumbs extended vertically (*as shown*)
- Measure the distance between the two thumbs and note this dimension (Seat Width)
- Select the most appropriate seat by Depth & Width from section [B] and enter the relevant code in Box 2



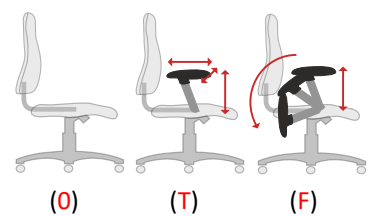
(C) Seat Height

- Measure the distance between the floor and the underside of the back of knee
- Select the most appropriate seat height from section [C] and enter the relevant code in Box 3



(E) Arm Options

- Decide if you require Arm rests and choose the between the two versions (T) & (F) in section [E]
- If you prefer without Arms enter code (0)
- Enter the relevant code in Box 5



(F) Neck Roll

- Decide if you require Neck Support (N) as shown in section [F]
- If you prefer without Neck Support enter code (0)
- Enter the relevant code in Box 6



OPTIONS

- Next decide which posture and/or design enhancements you require and tick the boxes accordingly
- And finally select your choice of fabric/ colour
- Place your order and your uniquely tailored ZentoFit chair will be with you in app 10 working days.

client ref:

**(A) Back Height**

ZEN (A) Back Height: 420 - 500mm, lumbar 180 - 260mm

ZEN (B) Back Height: 520 - 600mm, lumbar 180 - 260mm

ZEN (C) Back Height: 570 - 650mm, lumbar 190 - 270mm

**(B) Seat Size**

Small (1) W: 460mm, D: 410-460 mm

Med (2) W: 500mm, D: 480-530 mm

Large (3) W: 520mm, D: 490-540 mm

**(C) Seat Height**

Std (7) 450 - 560 mm

High (9) 500 - 630 mm

**(D) Std Chair Action**

Independent adjustment of seat and back angles

+ tension adjustable free float tilt action

Asyncro mechanism (5)

**(E) Arm Options**

No arms (0)

3D trigger adjustable Ht arm (T) (retractable + width adj arm cap)

Folding adj arm (F) (fixed arm cap)

**(F) Neck Roll**

No neck roll (O)

Neck roll required (N)

**posture enhancements**  
(tick required choices in yellow box)

- i) triple reactive lumbar cell
- ii) thoracic support
- iii) coccyx relief cut out (rear of seat)
- iv) sacral/ pelvic support (placed below lumbar support)
- v) air cell seat (enhanced seat comfort)

**design enhancements**

- i) polished aluminium base
- ii) upholstered outer back
- iii) drafting kit
- iv) soft wheel castors

**your unique order reference is:**

(1) (2) (3) (4) (5) (6)

ZEN -

**fabric choice**

**colour**

**Deliver to:**

**Name:**

**Address:**

**Contact no:**

**optional extras**

**posture enhancements**

- i) triple reactive lumbar cell
- ii) thoracic support
- iii) coccyx relief cut out (rear of seat)
- iv) sacral/ pelvic support (below lumbar support)
- v) air cell seat (enhanced seat comfort)

**design enhancements**

- i) polished aluminium base
- ii) upholstered outer back
- iii) drafting kit
- iv) soft wheel castors